

Microsoft Teams架构解析 (2)

聊天消息到哪里去了

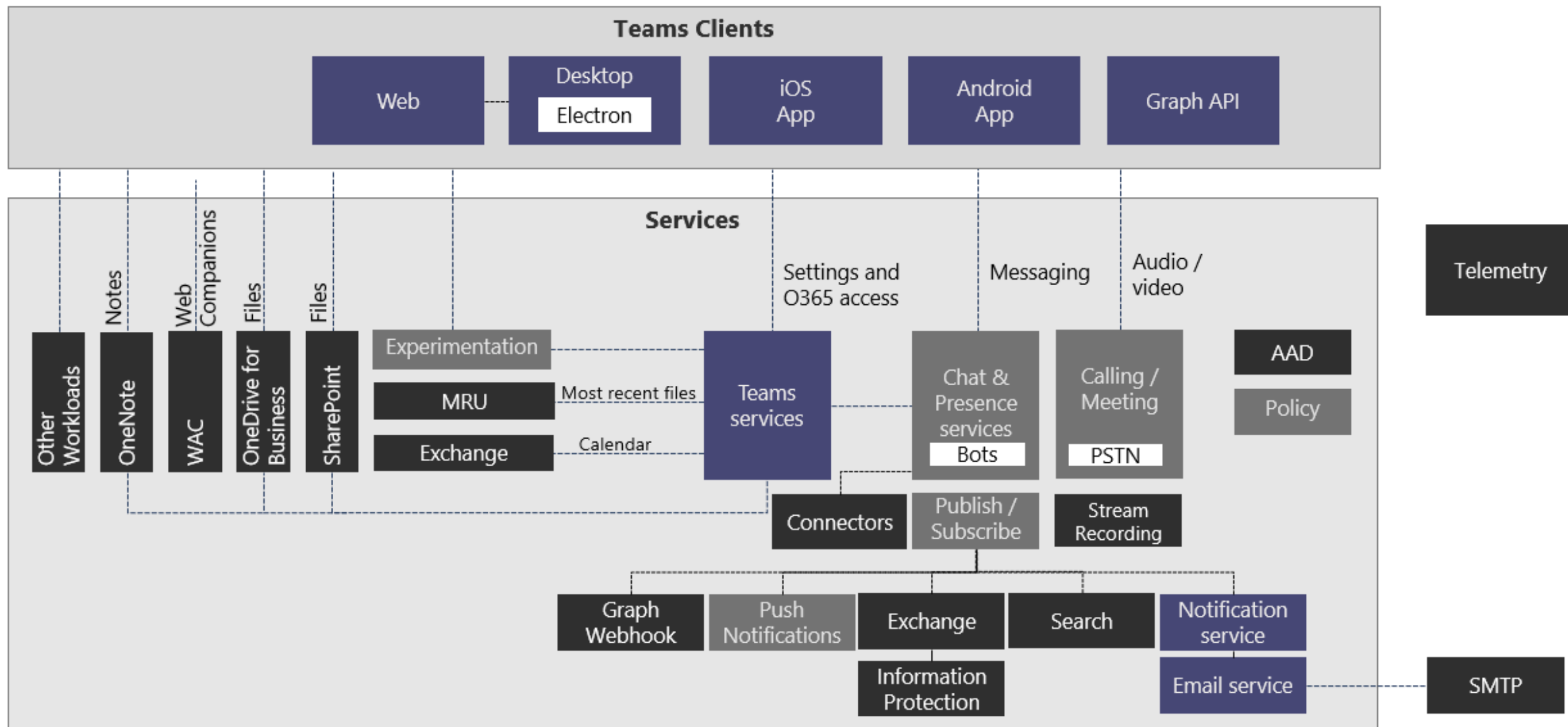
陈希章 | Ares Chen

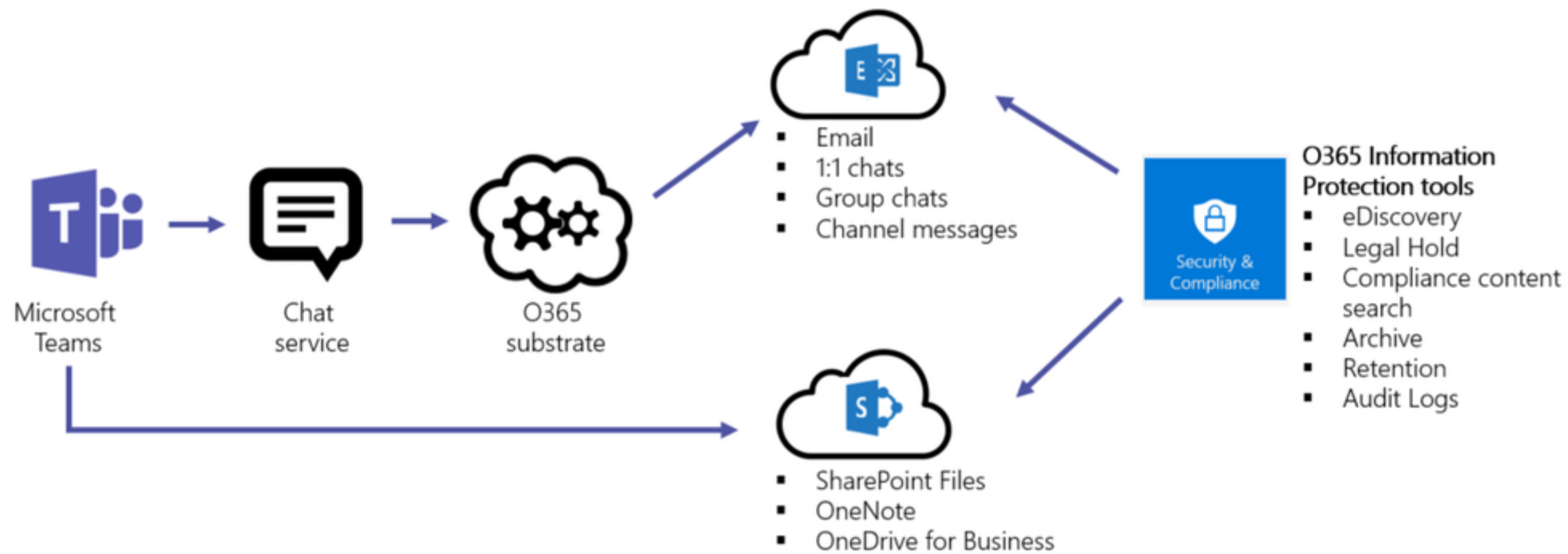
<https://aka.ms/teamsfriday>

2020-5-8

Microsoft Teams 架构分解

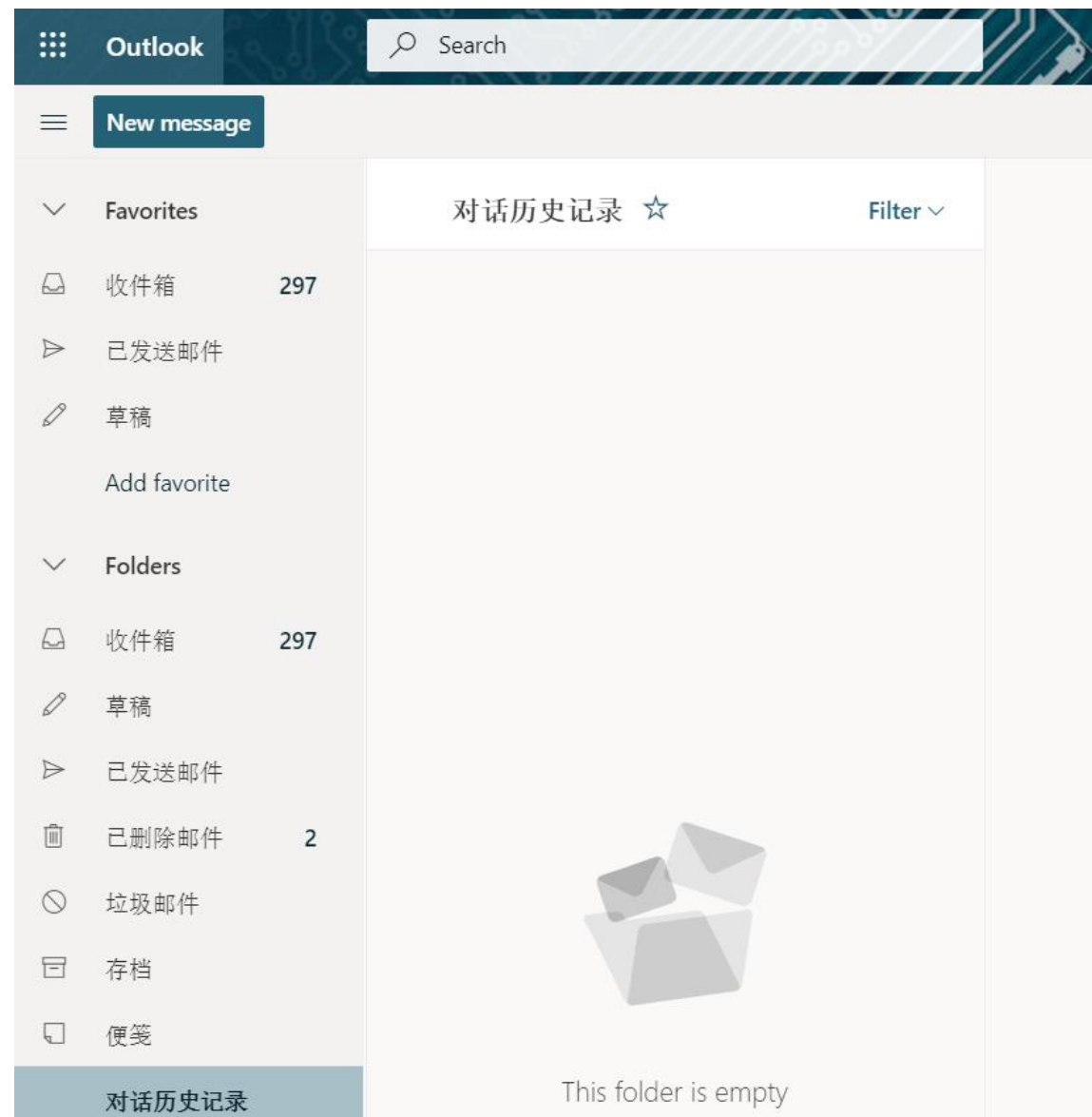
- Microsoft Teams
- Intelligent Communications
- Microsoft 365 Core services





消失不见的“对话历史记录”

- Skype for Business 的设计
 - 针对一对一或群聊
 - 有一定时间间隔的保存
- Teams有一个隐藏目录
 - Team Chat



Microsoft Teams的私聊或群聊消息

- 存储在Exchange Online中
- 每一条一个邮件
- 默认不可见，但可以通过Graph API读取到
 - /对话历史记录/小组聊天
- 通过PowerShell查看文件夹统计
 - Install-Module -Name ExchangeOnlineManagement
 - Connect-ExchangeOnline
 - Get-EXOMailboxFolderStatistics -Identity ares@greatchinaoffice365.onmicrosoft.com

The screenshot displays the Microsoft Graph Explorer interface. On the left, the user profile for Ares Chen is shown. The main area shows a GET request to the endpoint `https://graph.microsoft.com/beta/me/mailfolders/AAMkAGV.../messages`. The response preview shows a JSON object representing a message with various metadata fields such as `@odata.etag`, `id`, `createdDateTime`, `lastModifiedDateTime`, `changeKey`, `categories`, `receivedDateTime`, `sentDateTime`, `hasAttachments`, `internetMessageId`, `subject`, `bodyPreview`, `importance`, `parentFolderId`, `conversationId`, `conversationIndex`, and `isDeliveryReceiptRequested`.

Microsoft Teams 频道消息

- 默认不可见，可以通过下面的命令显示并查找组邮箱地址
 - `Install-Module -Name ExchangeOnlineManagement`
 - `Connect-ExchangeOnline`
 - `Get-UnifiedGroup`
 - `Set-UnifiedGroup <GroupName> -HiddenFromExchangeClientsEnabled:$False`
- 消息是存在组邮箱的隐藏目录中
 - `Get-EXOMailboxFolderStatistics -Identity msteams_c954e7@greatchinaoffice365.onmicrosoft.com`
 - `/Conversation History/Team Chat`
 - 通过Microsoft Graph API可以读取到
 - <https://docs.microsoft.com/en-us/graph/api/channel-list-messages?view=graph-rest-beta&tabs=http>

在管理中心进行内容搜索

- 为什么需要这样的功能
- 谁能做这样的搜索
- 如何执行内容搜索并导出
 - <https://compliance.microsoft.com/>

The screenshot displays the Microsoft 365 compliance center interface. The top navigation bar includes the Microsoft 365 compliance logo and user profile icons. The left sidebar lists various compliance features such as Compliance score, Data classification, Data connectors, Alerts, Reports, Policies, and Permissions. The main content area is titled "Content search" and includes tabs for "Searches" and "Exports". Below the tabs, there are options to "Back to saved searches", "New search", "Save", "Open...", and "More". A search query is entered as "powershell". The search results show two items, both of type "IM" (Instant Message), with dates and sender information. The first result is dated 2020-04-27 09:29:35 and the second is dated 2020-04-27 09:28:36. The content of the messages is visible in the right-hand pane, showing a message in Chinese: "有意思, 现在可以通过powershell直接发消息".

相关资源

- 加入Teams 技术社区
 - <https://aka.ms/jointeamsdevcommunity>
- 关注和参与Teams Friday 在线直播
 - <https://aka.ms/teamsfriday>
- 通过邮件给我们反馈
 - teamsfriday@service.microsoft.com